




# CityLoops Guide for Selective Demolition

Xamk, Finland and Capital Region Denmark, Denmark



Version	1.0
WP	2
Deliverable	-
Date	10 July 2023
Dissemination level	Public
Deliverable lead	Capital Region Denmark (CRD)
Authors	Erik K. Lauritzen, CRD
Reviewers	Pernille Kern Kernel, CRD; Erika Yates, Høje-Taastrup Kommune; Klaus Kellerman, Roskilde Kommune; Kimmo Haapea and Raimo Lilja, Miksei; Vuokko Malk and Hanne Soininen, Xamk; Bram Entrop, Saxion University;
Abstract	This CityLoops guide for selective demolition gives guidance to implement demolition and sorting of demolition waste on site to maximise the opportunities for transformation of waste materials for resources in new buildings and structures. The guide is based on mainly Danish experiences on selective demolition.
Keywords	Selective demolition; sorting CDW; reuse; recycling; recovery; CDW management;
License	 <p>This work is licensed under a Creative Commons Attribution 4.0 International License (CC BY 4.0). See: <a href="https://creativecommons.org/licenses/by/4.0/">https://creativecommons.org/licenses/by/4.0/</a></p>

# Contents

Foreword	3
1. Introduction	3
1.1. Selective demolition	3
1.2. Characteristics of selective demolition	5
<b>1.3. Presentation of the guide for selective demolition</b>	5
2. Guidelines for selective demolition	7
2.1. Demolition process	7
<b>2.2. Planning</b>	8
<b>2.2.1. Investigation</b>	8
<b>2.2.2. Pre-demolition audit</b>	9
<b>2.2.3. Technical plan for demolition</b>	9
<b>2.2.4. CDW handling</b>	10
<b>2.2.5. Tendering and contract</b>	11
2.3. Selective demolition	11
<b>2.3.1. Preparatory works</b>	12
<b>2.3.2. Worksite</b>	12
<b>2.3.3. Selective demolition</b>	12
<b>2.3.4. Clearing of site and finishing</b>	16
<b>2.4. CDW Management</b>	16
<b>2.4.1. Transport</b>	17
<b>2.4.2. Sorting CDW off-site</b>	17
2.4.3. Preparing for reuse, recycling, recovery	17
2.4.4. Disposal	17
<b>2.4.5. Special treatment</b>	18
<b>2.4.6. Logistic management</b>	19
<b>2.4.7. Quality management</b>	19
<b>2.4.8. Documentation</b>	19
3. Framework for selective demolition	20
3.1. Concept	20

3.2. Implementation of selective demolition	21
3.3. Drivers and barriers for selective demolition	26
4. Test and evaluation of the guidelines	28
References	31
Annex	33
Development and experiences of selective demolition	33
A.1. Selective demolition in Denmark	33
A.2. Austrian standard for dismantling of structures	35
A.3. TRACIMAT – traceability system for waste recycling	39
A.4. Traditional vs. selective demolition, Portugal	41

# Foreword

The EU funded project No. 821033 Closing the loop for urban material flows (CityLoops) from October 2019 to September 2023 brings together six ambitious European cities to demonstrate a series of innovative tools and urban planning approaches, aimed at closing the loops of urban material flows and increasing their regenerative capacity. The cities are Apeldoorn (The Netherlands), Bodø (Norway), Mikkeli (Finland), Høje-Taastrup (Denmark) Roskilde (Denmark), and Seville (Spain). The cities will implement specific demonstration projects, including demonstration and evaluation of methodologies and instruments for promotion of Circular Economy focusing on flow of building materials. Among several tools and instruments for the support of the demonstration projects, tools for screening procedures and tool for selective demolition have been developed and tested. The screening involves a detailed assessment of buildings and materials with respect to hazardous materials and potential recycling before demolition. In Mikkeli the draft of CityLoops Pre-demolition audit guide (PDA-guide) has been developed based on the Finnish guidelines in cooperation with Høje-Taastrup, Roskilde and Capital Region Denmark (CRD). This guide on selective demolition (SD-guide) has been developed based on experiences in Denmark, Austria, and Belgium.

The two guides are presented in two separate complementary documents with cross-references to provide an integrated tool for implementation of circular economy in the construction industry. Both guides have been tested and evaluated during the performance of the six CityLoops demonstration actions.

## 1. Introduction

### 1.1. Selective demolition

Demolition is carried out either as total demolition or as partial demolition. Total demolition involves complete removal of buildings or structures, which follows end-of-use and ending the life cycle of the buildings and structures. Total demolition is typical for slum clearance and urban development projects. By partial demolition is understood demolition of parts of a structure in rehabilitation and repair projects to extend the lifetime of the building or structure.

In the past, total demolition has usually been carried out focusing on time and costs of the work. Today, special efforts are required to the planning and work processes of demolition with respect to:

- Optimize demolition methods favouring recycling of demolition waste materials and circular economy.
- Improve workers health, safety, and risk reduction on demolition sites.

- Reduce CO<sub>2</sub>, noise, dust, and vibration emissions as well as other nuisances imposed on environment.

Experiences have shown that it is economically and technically advantageous to separate construction & demolition waste (CDW) at a location as close as possible to the source where it arises. In principle it implies that the waste should be sorted by the contractor at the demolition site where it is produced. Mixing of waste and later sorting at different locations is usually more costly. Moreover, it can be associated with environmental problems for what concern dust, noise and smell as well as health and safety hazards.

Sorting and separation of waste in fractions and types of materials at the source is general principle of waste management. Source-sorting and separation of CDW at the demolition site is called selective demolition. By selective demolition is understood a work process in which demolition takes place as a reverse construction process (often called dismantling, deconstruction, or disassembling) where the different types and fractions of materials are removed from the building/structure and sorted so that mixing of bricks, concrete, wood, paper, plastic and other materials is avoid. Referring to the EU Guidelines for waste audits before demolition and renovation works of buildings<sup>1</sup>, *Selective Demolition means removal of materials from a demolition site in a pre-defined sequence to maximize recovery and recycling performance*. In contrast to selective demolition, we consider the former types of demolition without specific regards to sorting and recycling CDW as *Traditional Demolition*.

Following the approach to circular economy EU has issued amendment to the EU waste directive of 2008 specifying requirement for promotion of selective demolition in the EU member states as quoted in Box 1.

#### BOX 1 – EU REQUIREMENT FOR SELECTIVE DEMOLITION<sup>2</sup>

Member States shall take measures to promote selective demolition to enable removal and safe handling of hazardous substances and facilitate re-use and high-quality recycling by selective removal of materials, and to ensure the establishment of sorting systems for construction and demolition waste at least for wood, mineral fractions (concrete, bricks, tiles and ceramics, stones), metal, glass, plastic and plaster.

Referring to the CityLoops value chain, see figure 1, demolition performed as selective demolition is an important element. Today, the *EU Construction & Demolition Waste Management Protocol*<sup>3</sup> presents the good practice of sorting CDW on site and selective demolition. However, selective demolition is presented in general terms. Specific requirements

<sup>1</sup> EU Commission: Guidelines for the waste audits before demolition and renovation works of buildings, 2018 <https://ec.europa.eu/docsroom/documents/31521>

<sup>2</sup> Directive EU 2018/851 of 30 May 2018 amending Directive 2008/98/EC on waste, article 11 (b)1. [Directive \(EU\) 2018/ of the European Parliament and of the Council of 30 May 2018 amending Directive 2008/98/EC on waste \(europa.eu\)](https://eur-lex.europa.eu/eli/dir/2018/851/oj)

<sup>3</sup> EU Construction & Demolition Waste Management Protocol, September 2016, [https://ec.europa.eu/growth/content/eu-construction-and-demolition-waste-protocol-0\\_en](https://ec.europa.eu/growth/content/eu-construction-and-demolition-waste-protocol-0_en)

and a guidance tool for implementation of selective demolition in the CityLoops demonstration projects is requested.

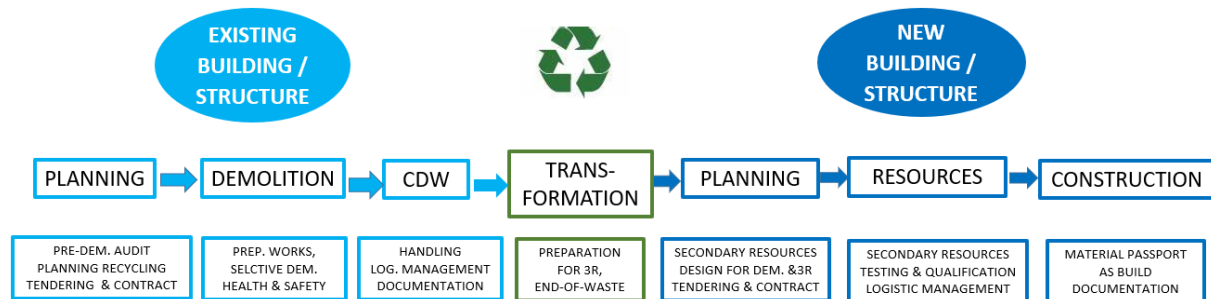


Figure 1 - Value chain of CityLoops<sup>4</sup>. This guide on selective demolition is a tool for the demolition work based on the pre-demolition audit in planning element of the value chain.

## 1.2. Characteristics of selective demolition

Compared with traditional demolition selective demolition has several characteristics, which are summarized and presented in table 1. A key aspect of proper CDW management is to keep materials separated in pure fractions suitable for reuse, recycling and recovery in accordance with the waste hierarchy and to minimize mixed waste materials. Improved collection of goods for re-use and recycling requires selective demolition and appropriate on-site operations as well<sup>5</sup>.

## 1.3. Presentation of the guide for selective demolition

The selective demolition guide explains how a selective demolition can be conducted to select and preserve value of building components and materials with reuse or recycling potential, following a series of chronological steps to dismantle components or materials without damaging them. It can be applied when planning demolition projects, with sufficient time and coordination among actors, such that selective demolition be required in the procurement of a demolition contractor. The selective demolition procedure guide gives recommendations to manage material removal and treatment. By removing harmful substances and salvaging

<sup>4</sup> Value chain of recycling CDW and circular economy in CityLoops demonstration projects, WP 2, 20.05.2020

<sup>5</sup> EU Commission: Construction and Demolition Waste Protocol and Guidelines, 2016

[https://ec.europa.eu/growth/content/eu-construction-and-demolition-waste-protocol-0\\_en](https://ec.europa.eu/growth/content/eu-construction-and-demolition-waste-protocol-0_en)

construction materials with recoverable value, a more circular demolition can take place, thus reducing the total CDW generated on site and creating secondary construction material supply.

ACTIVITY	TRADITIONAL DEMOLITION	SELECTIVE DEMOLITION
<b>PLANNING</b>		
Investigation	Basic investigation by the owner. Detailed investigation by the contractor.	Detailed investigation by the owner.
Pre-demolition audit	Hazardous material audit by the owner. Basic assessment of CDW by the contractor. No specific assessment of materials and resources.	Audit of hazardous materials and resources by the owner. Assessment of opportunities for recycling, transformation, and use of recycled materials in new buildings.
Planning/ design for demolition	Contractor.	Selective demolition design by the owner.
Tendering	Based on basic information  Price and time criteria.	Based on detailed information.  Detailed work description (selective demolition)  Price, quality, and environmental impact criteria.
Contract	Basic conditions.	Detailed condition, eventually recycling options.
<b>DEMOLITION</b>		
Preparation work	Common activities depending on the actual circumstances.	Common activities depending on the actual circumstances.
Worksite	Minimum sufficient area and facilities.	Extended area for containers and stockpiling sorted CDW.  Facilities for sorting and downsizing materials.
Stripping	Removal of things and installations to the extent necessary.	Complete removal of things and installations.
Cleansing Decontaminating	According to national guidelines and threshold values for hazardous waste handling.	According to national guidelines and threshold values for hazardous waste handling.
Demolition work	Mainly machine efforts from the ground.  No workers on the structure.  Focus on economy.	Selective demolition stripping and dismantling. Demolition top-down. Focus on circular economy.  Much handwork and more risk to workers than traditional demolition
Sorting CDW on-site	Minimum sorting. High proportion of mixed waste.	Sorting in specific fractions. Minimum mixed waste.
Clearing of site	According to actual conditions.	According to actual conditions. Recycled materials for levelling the ground.
Finishing	According to actual conditions.	According to actual conditions.



CDW management		
Transport	Contractors' choice.	Minimum transportation
Sorting off-site	Contractors' choice.	Only the extent necessary sorting off-site.
Disposal	Contractors' choice.	Minimum disposal.
Special treatment	According to legislation and rules.	According to legislation.
Logistic management	Contractors' responsibility	Contractors' responsibility according to directive of owner. Minimizing transport by local recycling.
Documentation	Minimum, according to legislation and guidelines.	Documentation on traceability, quality, and handling.

*Table 1 - Comparison of activities of traditional demolition and selective demolition.*

This guide comprises:

- Guidelines for selective demolition.
- Framework for selective demolition.
- Test and evaluation of the guidelines.

The guide is prepared by Capital Region Denmark (CRD) in cooperation with Høje-Taastrup Municipality, Roskilde Municipality, City of Mikkeli, Miksei and Xamk on background and experiences of selective demolition in Denmark, Austria, Belgium, and Portugal (see presentation in Annex). This final version of the guide is based on the CityLoops experiences (see chapter 4), included lessons learned from demonstration projects in Mikkeli, Høje-Taastrup and Roskilde, and discussions at workshops. Furthermore, referring to the Apeldoorn demonstration project on reconstruction of public space, Griffiersveld, it has been agreed to include selective demolition of infrastructures in the guide.

Definitions and abbreviations are used in accordance with the CityLoops Project Glossary<sup>6</sup>.

## 2. Guidelines for selective demolition

### 2.1. Demolition process

Implementation of selective demolition in urban development as well as specific demolition projects depends on the actual situation and conditions for the projects. Demolition of the

<sup>6</sup> CITYLOOPS Project Glossary <https://docs.google.com/document/d/1QuyEFSNeUJNvRiCP4lrzYQOr0-KRZLAqYbroJc1zmE/edit>

existing structure comprises three elements of the value chain shown in figure 1. The elements and the respective activities of the demolition process are presented in figure 2.

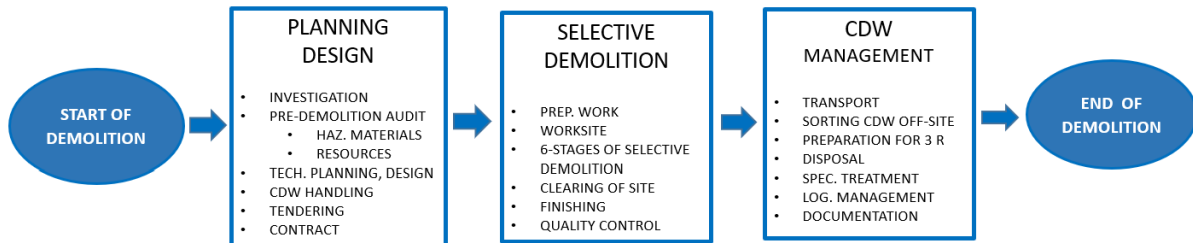


Figure 2 - The phases and main activities of the demolition process. The activities of the demolition process include selective demolition.

## 2.2. Planning

Planning comprises all activities from the owner's decision about of the demolition of a building, road or other structure to entering the contract on the demolition work. The planning comprises typical following activities:

- Investigation
- Pre-demolition audit
- Technical plan for demolition / Design for demolition
- CDW handling
- Tendering and contract

### 2.2.1. Investigation

The demolition project starts with desk study and collection of information, including:

- History and use of the building.
- Technical drawings, plans and details.
- Geographical information, photos, drones, video monitoring, Google Earth review.
- Public information on urban planning, pollution, restrictions, traffic, formation on neighbours etc.

Based on the initial desk study it is recommended to make an overview and scope of work including a rough assessment of the pollution of the building, total amount of CDW, complexity of the structure, and method for demolition. A rough budget of time and cost should be prepared based on the activities presented in figure 2 and 3. Field study and detailed examination of the building should take place in accordance with the PDA-guide, chapter 6.

## 2.2.2. Pre-demolition audit

Pre-demolition audit to be conducted in accordance with the PDA-guide. The screening procedures comprise:

- **Hazardous waste materials** in the building to specify the decontamination work and separation of polluted materials from clean recyclable materials. The Hazardous waste report shall form the background for the decontamination of the structure before demolition to ensure un-polluted/clean CDW materials. The screening of hazardous materials and assessment of decontamination is based on national member state regulation and practice.
- **Materials in the building/structure** to specify the amount and types of CDW and resources and the management of the materials. Fractions of materials according to national/local requirements. The Material report shall form the background of planning the selective demolition, optimization of recycling the materials in structures, and handling of materials.

Because of different skills of monitors the screening often takes place as two separate field studies of the building structure and reported systematically using Excel sheets. It is presupposed that the two types of screening are performed of certified/qualified specialists.

The pre-demolition audit might be carried out in two or more steps (see PDA-guide chapter 4) starting with initial screenings to create overview of the pollution and the materials followed by detailed technical investigations to decide the pollution and quality of the materials. For instance, recycling concrete to crushed aggregates in new concrete need sampling and laboratory analyses of the concrete before demolition.

## 2.2.3. Technical plan for demolition

Technical plan for demolition and design for demolition depends on the structure to be demolished and the requirements of selective demolition. Traditionally, in case of a simple un-complicated structure and no specific requirements to demolition methods or CDW handling, the demolition contractor is responsible for planning and design of demolition. In case of a complex structure or critical risk and safety issues, or specific requirements for CDW handling, the building owner might take the responsibility for technical design of selective demolition.

The design comprises several issues, as minimum following:

- Description of the six phases of selective demolition to optimize sorting.
- List of CDW fractions to be sorted.
- Conditions for sorting.
- Planning and design of dismantling/demolition methods.

- Health & safety precautions and risk reduction.

Depending on the condition of the structure, e.g., in case of how long time the structure since taken out of use, number and types of left items, amount of accumulated garbage, haunt for homeless etc., it might be feasible to start the demolition with soft stripping to prepare decontamination inside the building. Decontamination will be followed by stripping of fixed items and all other materials except the main bearing structure of the building. The second stripping phase is followed by demolition of main structure and clearing of the site (see table 2).

Based on the pre-demolition audit a list of CDW fractions and conditions for sorting out each fraction with respect to the actual opportunities for reuse and recycling is prepared (see table 3 and 6)

The design of dismantling/demolition methods aims on applicable demolition techniques, separation of materials and safety. In case of demolition of masonry walls aiming on reuse bricks it is important that the machines manoeuvres take care of the bricks and avoid damaging the brick under the belts of the machines.

The design of demolition must ensure that the stability of the structure is safe during the work and risk of unplanned collapses are minimized.

Compared with traditional demolition selective demolition is characterized by a high proportion of handwork. Therefore, the design of demolition must entail detailed planning of safety precautions and risk reduction means.

## 2.2.4. CDW handling

Based on the pre-demolition audit the CDW handling is planned. The CDW handling depends on the member state waste legalization and the actual local opportunities to handle and recycle the various types of CDW. Usually, the demolition contractor is responsible for planning and management of handling CDW. However, the owner might see opportunities for special agreements on disposal or special treatments of hazardous materials or agreements on sale of recycled materials to be used in new building projects, e.g., sale of reused bricks and crushed concrete. Often, the owner has more time to find optimized/cheap CDW solutions.

Usually, the ownership of all materials in the building and the construction is transferred to the demolition contractor by the day of the start of the contract. Unless otherwise indicated, CDW becomes the property of the contractor. Property of the owner must be marked and handled according to the contract.

## 2.2.5. Tendering and contract

Tendering and contract are performed in accordance with common EU and member state procedures for procurement within the building- and construction sector. Usually, selective demolition contracts will comprise more detailed description and requirements of sorting CDW, demolition and handling CDW than traditional demolition contracts.

The tender documents comprise a set of documents, typical:

- Call for tender with presentation of the project and key issues of the contract.
- Conditions for submission of bid, including specified selection criteria and evaluation procedure.
- Work description – Scope of work
- Annexes comprising technical information, drawings, pre-demolition audit reports, investigation reports and other documents.

The tender documents should comprise all available details on the project. The call and condition should disclose the owner's politics on sustainability and circular economy, and his requirements of circular economy and selective demolition. The work description should comprise description a clear and short presentation of selective demolition and the requested phases and work processes, including list of items and materials to be removed in each phase.

Tendering and contract might be a part of a turnkey contract, main contract or an independent contract. Cleansing and decontamination of polluted buildings/constructions might be performed as a contract separated from the demolition contract.

## 2.3. Selective demolition

The demolition contractor must follow specified requirements of work to meet the owner's objectives of circular economy and recycling materials based on experiences mentioned in Annex and requirements of handling and sorting the individual CDW fractions. The typical demolition process comprises:

- Preparatory works
- Establishment of work site
- Selective demolition, six stages:
  - Disconnection of supply and drain lines.
  - Removal of loose items, materials and other objects (soft stripping)
  - Removal of hazardous substances, cleansing and decontaminating
  - Sorting of not-bearing structures, ceiling, flooring, doors, windows etc. (stripping)
  - Demolition of bearing / main structures

- Break-up foundation and basement decks
- Clearing of site
- Finishing
- Quality control

### **2.3.1. Preparatory works**

Preparation of work comprises for instance change and restructuring of utilities (water, sewer, heat, power, cabling etc.) change of traffic, traffic restrictions and other measures of local regards. Some of the works might be done before the start of demolition contract, and other works might be a part of the contract (first stage of selective demolition).

The preparatory works comprises means for protection the environment against pollution, dust, noise, and vibration, e.g., protection of neighbour's windows, ventilation system, and shock insulation of sensitive equipment. In dense population and sensitive environment, it might be necessary to protect the environment and conduct the demolition work under complete cover. This might also protect the demolition workers against weather conditions. Environmental protection and protection of workers health and safety shall meet national legislation.

### **2.3.2. Worksite**

Preparation of worksite comprises establishment of enclosure and securing the site, gateways, work sheds and facilities for decontamination. In case of selective demolition ample space for placing containers for sorted CDW and temporary stockpiling soil, concrete, and brickwork. Space for depot for reusable items and initial preparing CDW for recycling, e.g., pre-crushing of concrete and separation of sandwich element, might be required.

### **2.3.3. Selective demolition**

The demolition work performed as selective demolition comprises six stages presented in table 2 and figure 4. Depending on the job and the object to be demolished the stripping activities must be coordinated with the cleansing work. Usually, it is normal practice to give the demolition contractor free choice of demolition methods. Therefore, it is important that the selective demolition should be flexible, based on dialogue and mutual understanding among the parties.

## Disconnection of supply and drain lines

Before removal of items and physical impact on the demolition object all supplies and drains to and from the structure must be disconnected in a proper way. The disconnection work must be carried out in accordance with the owners of the supplies and drains. It must be ensured that power to the structure is disconnected before the stripping work to reduce risk of electrical hazards. In major demolition works lines might be changed before the start of the demolition work as part of the preparatory works

STAGES	ACTIVITIES	COMMENTS
Disconnection of supply and drain lines.	<ul style="list-style-type: none"> <li>▪ Disconnection of tele, IT, energy, sewage, water, heat etc.</li> <li>▪ Temporary installations.</li> </ul>	<ul style="list-style-type: none"> <li>▪ Emergency measures should be considered.</li> </ul>
Removal of loose items, materials, and other objects (soft stripping).	<ul style="list-style-type: none"> <li>▪ Removal of movables, garbage, furniture, and left items.</li> <li>▪ Removal of technical installations lamps etc. (see table A2, Annex).</li> <li>▪ Preparing for decommissioning.</li> </ul>	<ul style="list-style-type: none"> <li>▪ Take care of animal waste, needles used for drugs etc.</li> <li>▪ Eventually marking of owners left property.</li> <li>▪ In case of infrastructures, e.g., roads removal of traffic lights and signs, streetlamps and lamp poles etc.</li> <li>▪ Sale of reusable items.</li> </ul>
Removal of hazardous materials, cleansing, decontamination.	<ul style="list-style-type: none"> <li>▪ Establishment of protection work, airtight work cells etc.</li> <li>▪ Work according to pre-demolition audit.</li> <li>▪ Control of work.</li> </ul>	<ul style="list-style-type: none"> <li>▪ In some cases, doors and windows are needed for keeping interior pressor for decontamination.</li> </ul>
Sorting of not bearing structures (stripping).	<ul style="list-style-type: none"> <li>▪ Removal of interior materials installations, doors, windows, tiles, roof construction, insulation in walls etc</li> </ul>	<ul style="list-style-type: none"> <li>▪ Generally, handwork, focus on H&amp;S.</li> <li>▪ In case of infrastructure, e.g., roads removal of tiles, pavement, curbs etc.</li> <li>▪ Quality check of clean and stripped structure.</li> </ul>
Demolition of structure.	<ul style="list-style-type: none"> <li>▪ Dismantling of roof-structure.</li> <li>▪ Demolition of bearing structure.</li> </ul>	<ul style="list-style-type: none"> <li>▪ Demolition from top.</li> <li>▪ Generally, machine work, focus on risk and safety.</li> <li>▪ In case of roads removal of top layer, scraping asphalt followed by bearing layer and basement.</li> <li>▪ Main fractions concrete, masonry, wood, and steel must be separated.</li> <li>▪ Quality check of removal of all structures.</li> </ul>
Break-up foundations and basement decks.	<ul style="list-style-type: none"> <li>▪ Crushing concrete</li> <li>▪ Removal of insulation and subbase.</li> </ul>	

Table 2 - The six phases of selective demolition.

## Soft stripping

Soft stripping is the start of the work, which includes removal of all loose items: Furniture, garbage, carpets, loose panels, cover plates etc. Items belonging to the owner or items sold to other parties must be marked and removed in accordance with the conditions of the contract. The soft stripping facilitates free access to polluted areas, components, and installations for decontamination. Some of the removed items might be polluted and require special handling.

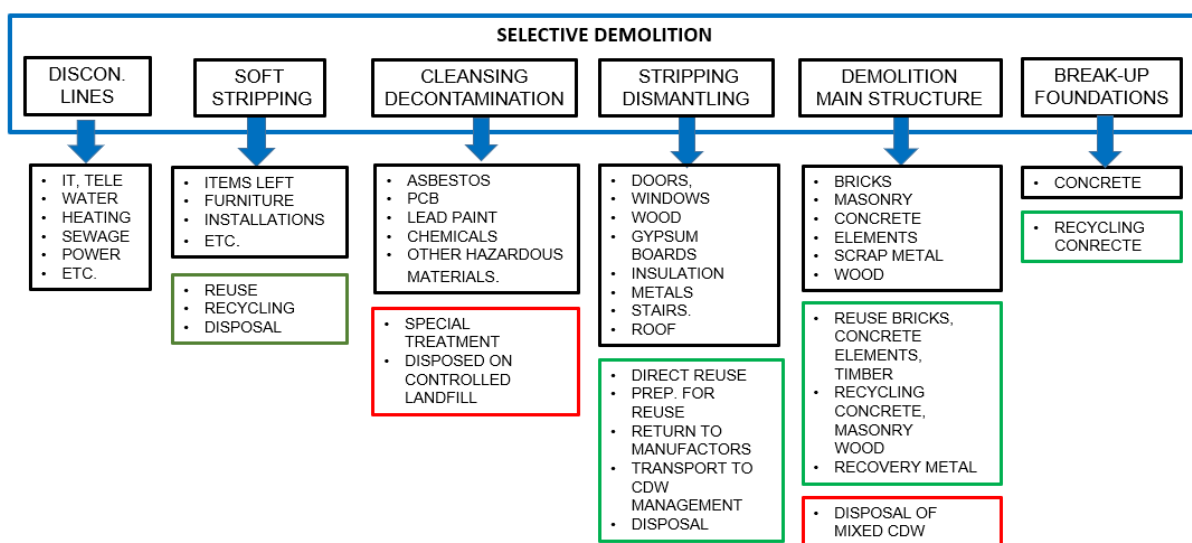


Figure 3 - Example of selective demolition processes with six steps of selective demolition. The figure shows the sorting of typical materials and their handling. The green boxes indicate materials for reuse, recycling, and recovering. The red boxes indicate Hazardous waste to be special handled or disposed of, and mixed CDW which is not suitable for recycling or sorted on site.

## Cleansing / decontamination

Cleansing of contaminated parts of the object before demolition take place in accordance with the pre-demolition screening of hazardous materials and the specified requirements of the work and handling of hazardous waste. See list of the Austrian *ÖNORM B 3151, Annex A.2*. Specifications of the cleansing work and handling hazardous waste materials follow member state's national legislation and rules for threshold limits, workers health and safety, environmental protection etc. for handling asbestos and lead in painted surfaces.

Insulated vacuum tight work cells are established for removal of hazardous materials in walls, floors etc. In some cases, the total building is sealed and tightened. Therefore, removal of doors and windows must await completion of the decontamination work.



Cleansing of PCB polluted structures might cause major structural interventions by cutting out polluted concrete close to PCB-contaminated joints. Therefore, the contractor must ensure that no risk to the bearing capacity of the structure occurs.

## Stripping / dismantling

After decontamination all non-bearing installations, electrical installations, heating installations, doors and windows, toilet and sanitation etc. are removed. See list of the Austrian standard *ÖNORM B 3151, Annex A.2*.

The soft stripping and the dismantling are mainly manual work with assistance of small loaders, excavators, and cranes. The contractor must ensure that no dismantling work compromises the bearing capacity of the remaining structure and expose the workers to any risk of hazards.

It is necessary to define the product of the stripping processes and specify the results and quality. For instance, removal of wall, floor- and wall tiles in bathrooms, removal of installations fixed in the structure etc.

## Demolition of main structure

When the cleansing, decontamination and stripping processes are completed the main structure is demolished from top to ground. This work is normally carried out by use of demolition machines operated outside the structure.

In case of demolition of masonry where the bricks are intended to be reused special precautions must be taken to ensure undamaging the bricks. The dismantling work must be performed gently and driving in fallen rubble must be avoided.

CDW materials are sorted on the demolition site in fractions according to the materials in the demolition object and the planned handling as indicated in table 4 and figure 4. Concrete rubbles for crushing and recycling in unbound bearing layers and concrete rubbles for crushing and recycling as aggregate in new concrete must be separated. If used as aggregate in new concrete handling and storage must ensure that sorted concrete is not contaminated with soil. Timber for reuse must be gently treated, cleaned, and stored properly, wood for incineration and wood for shredding and recycling must be separated etc.

Reinforcement bars, structural steel and steel pipes, electric cables and other installations integrated in the building structure must be recovered during the demolition process and sorted in respective fractions.

In case of building complicated structures, integrated façade elements, sandwich-elements, and other similar structures, which, for reasons of time and opportunity, are not appropriate to disassemble at the demolition site, are removed to sorting and treatment externally.

## Break-up foundations

After demolition of the main structure above terrain the foundations and decks are removed typically with excavator mounted hydraulic hammer. Usually, the concrete of foundations is not painted and polluted.

### 2.3.4. Clearing of site and finishing

After completion of demolition, all materials are removed. Polluted soil at the site must be cleaned, and the terrain levelled according to the specifications. This includes backfilling of excavations, eventually with recovered materials, removal of worksite facilities, and reestablishment of the area.

The finishing comprises ending quality control, check of possible impacts of dust, noise, and vibrations on neighbours. Eventual claims must be met, and cleaning of neighbour apartments might be needed.

## 2.4. CDW Management

CDW management comprises following activities:

- Transport
- Sorting CDW off-site
- Preparation for 3R
- Disposal
- Special treatment
- Logistic management
- Quality management
- Documentation

There are often many different players in CDW management. The typical demolition contractor does not own more than a couple of trucks. Some demolition contractors have a business of selling reused and recycled materials. Generally, the demolition contractors hire sub-contractors for haulage, scrap handling, handling other materials for 3R, special treatment, and disposal. However, the demolition contractor has full responsibility for proper handling of the CDW for material streams from demolition site to delivery to the receiving station.

## 2.4.1. Transport

After sorting on-site, the CDW-materials are transported from demolition site the CDW receiving station for further treatment (reuse, recycling, recovery, or disposal). Usually, the demolition contractor decides transportation and handing over the CDW material to the recipient. However, the building owner might have other plans and interests, which should be stated in the contract. Transport also has an environmental impact, which should be considered.

## 2.4.2. Sorting CDW off-site

In case of difficulties with sorting on-site or special construction elements, e.g., sandwich elements, which cannot be separated on-site, sorting might take place off-site on an appropriate place in the vicinity of the demolition site or at a selected CDW reception site.

## 2.4.3. Preparing for reuse, recycling, recovery

Depending on the demolition contract and the opportunities for recycling, the CDW materials will be prepared for reuse, recycling, or recovery (3R), transformed, and put on the market of building materials. Typical examples are presented in table 3.

## 2.4.4. Disposal

Besides disposal of harmful waste, other kinds of CDW, which cannot be recycled because of poor quality, lack of recycling opportunities or lack of industrial treatment facilities are disposed at designated approved landfills. In many countries/regions this is the case for insulation material, gypsum, glass, plastic, package materials, and other kinds of materials.

MATERIALS	3R	TREATMENT	PRODUCT
Doors and windows	Reuse	Cleaned, repaired, and improved.	Replacement of new products.
Concrete structures Quality to be checked	Reuse	Prepared for use in new buildings, special structures, or elements.	Replacement of new concrete structures.
Concrete pavement tiles	Reuse	Sorted and cleaned	Reuse in new pavement

Concrete, good quality	Recycling	Crushed and sorted, e.g., 4-32 mm.	Secondary aggregates in new concrete
Concrete, medium quality	Recycling	Crushed and sorted, e.g., 0-32 mm.	Secondary aggregates in roads and surfaces.
Concrete, poor quality	Recovery	Crushed.	Secondary backfill.
Concrete road surface	Recycling	Crushed.	Recycled in new surface
Asphalt road surface	Recycling	Crushed	Recycled in new surface
Bricks, good quality	Reuse	Cleaned by hand or special machines, sorted, and packed.	Replacement of new brick, demanded rustic quality.
Roof tiles	Reuse	Cleaned by hand, sorted, and packed.	Replacement of new tiles, especially suited for repair of old roofs.
Masonry, bricks, and tiles, good quality	Recycling	Crushed, e.g., 0-32 mm.	Secondary aggregates in roads and surfaces.
Masonry, bricks, and tiles, poor quality	Recovery	Crushed.	Secondary backfill.
Wood, timber good quality and sizes	Reuse	Sorted, cleaned of nails, cut in suitable sizes.	Replacing new timber.
Wood, other types	Recycling	Shredded for chip boards, panels etc.	Replacing wooden materials.
Wood, other types	Recovery	Shredded.	Product for landscaping
Wood, other types	Recovery	Incineration	Heating fuel
Granite, roads	Reuse	Cleaned	Reused in roads and pavements.

*Table 3 - Typical examples of reuse/recycling/recovery (3R) of CDW materials*

## 2.4.5. Special treatment

High contaminated CDW, which cannot be disposed, must undergo decontamination special treatment, chemical or heating at specialized facilities.

## 2.4.6. Logistic management

The key element of CDW management beside treatment and transformation of materials is logistic management including stockpiling of material, e.g., establishment of material banks, during the recycling and treatment processes and transportation of materials from site to site. Transportation on land by trucks or transport by sea account for a significant proportion of the cost, energy consumption and CO<sub>2</sub> emission. Therefore, the planning of CDW management must focus on logistic optimization and local reuse/recycling/recovery of CDW materials.

## 2.4.7. Quality management

According to common practice in the construction industry a quality management system should be established comprising: Quality planning, Quality assurance (QA), Quality control (QC) and Quality improvement. The quality management of selective demolition must focus on the quality of sorting CDW to obtain the highest possible number of recycled materials (percentage of the total amount of CDW) and the quality of the recycled materials (highest level of the waste hierarchy). It is recommended that the quality planning and quality control should comprise specific checklist list and schemes e.g.:

- Check of stages of selective demolition: soft stripping, decontamination, stripping and demolition of structure (see table 2 and figure 3).
- Produced CDW, amount and distribution (percentage) of specific fractions.
- Treatment of CDW, amount and distribution (percentage) of reused, recycled, recovered, back filled and special treatment/disposal.
- Cross reference to pre-demolition audit (se PDA-guide).

The quality management system must be according to national/reginal legislation and standard for quality assurance and quality control.

## 2.4.8. Documentation

Finally, it is important that the origin, processes, treatment, flow, and destination of CDW materials are documented, e.g., in material passport. Full traceability must be required to ensure the quality of recycled materials and that treatment and processes fulfil the actual legal requirements and best practice within the member states. See PDA Guide chapter 5. Documentation study.

# 3. Framework for selective demolition

## 3.1. Concept

The ETC report *Construction and Demolition Waste: Challenges and opportunities in a circular economy*<sup>7</sup> highlights selective demolition by the end of buildings/structures life phase as a key concept for improving circular economy in the construction sector. See box 2.

### BOX 2 – CONCEPT OF SELECTIVE DEMOLITION<sup>8</sup>

The overall aim of selective demolition, based on information from the pre-demolition audit, is to recover high-quality (pure) material fractions for recycling or reuse. The purpose of such an audit is to identify hazardous materials that must be removed prior to demolition and assess the recycling potential. The selective demolition is followed by the processing of the material fractions to ensure high-quality recovery. Selective demolition does not reduce the total amount of waste generated but enables the recovery of fractions for high-quality recycling.

The concept of selective demolition comprises following conditions:

- Selective demolition should be implemented in all demolition projects as an integrated element of the value chain, see figure 1.
- Planning of demolition projects are based on pre-audit screening and assessment of hazardous waste and materials in accordance with the CityLoops screening procedures and guidelines (PDA Guide)<sup>9</sup>.
- Tendering and contracts of demolition projects must include specified requirements for the sequence of selective demolition and sorting CDW on-site. Selection criteria must include quality of selective demolition and CDW management to ensure the best opportunities for reuse/recycling of the materials.
- Traceability of all fraction CDW must be ensured by complete documentation of the material flow from demolition to transformation (material passport).

<sup>7</sup> EU Environment Agency, EU Topic Center on Waste and Materials in a Green Economy: Construction and Demolition Waste: Challenges and opportunities in a circular economy, 2020 <https://www.eea.europa.eu/themes/waste/waste-management/construction-and-demolition-waste-challenges>

<sup>8</sup> Concept of selected demolition according to the Eionet report Construction and Demolition Waste: challenges and opportunities in a circular economy.

<sup>9</sup> See CityLoops, WP 2.7 Tool no. 2 Review, evaluation, and further development of the Finnish guidelines for pre-demolition auditing, Draft Pre-demolition audit guidelines February 2021 (PDA Guide)

- A quality management system including quality assurance and quality control must be established to ensure the performance of selective demolition and the CDW management.
- The extra cost of selective demolition compared to traditional demolition should be compensated by saving cost of CDW management and income from the sale of recycled materials.

## 3.2. Implementation of selective demolition

Selective demolition is an important part of an urban development project as indicated in table 4.

PROJECT PHASE	DEMOLITION	RENOVATION	NEW CONSTRUCTION	MATERIAL FLOW ACTIONS
Project Idea	Assessment of buildings, functions, needs etc.			Awareness of materials and resources Application of CE and recycling
Project program	Total demolition	Partial demolition	New buildings	Dialogue on recycling opportunities Requirements of CE and recycling materials
Initial proposal	Buildings, floor area	Part of buildings, areas	Buildings, areas	Initial resource screening, major important fractions Dialogue on recycling solutions
Public approval	Demolition approval	Building approval	Building approval	Requirement of waste handling recycling
Project proposal	Demolition project	Demolition/ renovation project	Construction project	<b>Pre-demolition audit</b> (mapping resources & hazardous materials, indicating recycling opportunities) Design of construction with recycled materials Design for disassembly
Tendering & contract	Total and partial demolition		Renovation and construction	Requirements on decontamination, <b>selective demolition</b> , CDW handling, local recycling in new constructions, logistic requirements, application of material banks
Implementation	<b>Selective demolition</b>	Construction with recycled materials		Logistic management, use of material banks Matching of material flow from demolition till construction
Delivery	Documentation sale of materials	Documentation of construction with recycled materials		Documentation of material flows Material passports

Table 4 - The table shows selective demolition in the implementation of a circular development project.

With respect to the performance of the selective demolition following should be noticed:

- The demolition contractor must follow specified requirements of work to meet the owner's objectives of circular economy and recycling materials and requirements of handling and sorting the individual CDW fractions. Selective demolition is more time consuming than traditional demolition. Furthermore, selective demolition needs more work by hand than traditional demolition. This leads to a higher degree of risk to workers health & safety.
- Sorting of CDW on-site depends on requirements for selective demolition. Sorting CDW, whether we are talking sorting on-site or off-site, depends on national legislation and the market for recycled materials. The term "market" is very general. Most countries have various types of market for recycled materials, on-line marketplaces, physical

places for sale of recycled doors, windows, bricks etc. Usually, the sale of recycled materials is not integrated in the general market of building materials. However, the integration of marketing recycled materials in the normal market for building materials should be an ambitious goal for circle economy in the building sector.

- Fractions according to European Waste Code (EWC 17 Construction and Demolition Waste) and typical handling are presented in table 5. Referring to ETC report on CDW Challenges and opportunities<sup>10</sup>, selective demolition is closely linked to waste sorting requirements.

EWC CODE 17	WASTE MATERIAL FRACTIONS	BUILDING STRUCTURAL MEMBER	TYPICAL HANDLING PROCESS
1701	Concrete, bricks, tiles and ceramics.	Foundation, bearing structure, internal walls, and slabs.	Crushing and recycling, substituting natural materials.
1702	Wood, glass, and plastics.	Roof, floors, doors and windows, membranes, covering.	Somewhat reuse of wood, doors, and windows, recovering of glass, plane glass and plastics.
1703	Bituminous mixtures, coal tar and tarred products.	Roof and surfaces.	Recovering, special treatment.
1704	Metals (including their alloys).	Structural steel in bearing structure, reinforcement, pipes, installations etc.	Recovering of metal and iron and other not hazardous metals.
1705	Soil (including excavating soil from contaminated sites), stones and dredging soil.	Foundations and filling around the structure.	Reuse of clean soil, cleansing and recovery of soil containing hazardous substances.
1706	Insulation materials and asbestos-containing construction materials.	Insulation in facades, roof, heating and cooling installations etc.	Reuse and recovering of not-hazardous materials. Special treatment of hazardous materials. disposal of asbestos materials.
1708	Gypsum-based construction material.	Partition walls, covering plates.	Reuse of plates, recovering of gypsum.

<sup>10</sup> EU Environment Agency, EU Topic Center (ETC) on Waste and Materials in a Green Economy: Construction and Demolition Waste: Challenges and opportunities in a circular economy, 2020 <https://www.eea.europa.eu/themes/waste/waste-management/construction-and-demolition-waste-challenges>



1709	Other Construction and demolition wastes.	All kind of structures, painted materials etc. containing hazardous substances.	Cleansing, recovering, special treatment and disposal.
------	---	---	--

Table 5 - In the process of selective demolition, the CDW may be sorted into materials fractions including soil and asphalt for handling. The table presents example of list according to European Waste Code (EWC 17 Construction and Demolition Wastes) and typical handling<sup>11</sup>.

- Beside legal requirements of sorting, the requirements of selective demolition and sorting on-site depends on the opportunities of circular economy, including opportunities for transformation and marketing the CDW materials. Table 5 presents a list of typical CDW materials and related opportunities for reuse/recycling/recovering according to the EU waste hierarchy. The list includes requirements of demolition and handling on-site. With respect to circular economy, the general objective is utilisation of CDW on highest/optimal level of the waste hierarchy-ladder, which means reuse and recycling of the materials. However, this is presupposed environmental and economic feasibility which requires a professional market for recycled materials/secondary resources.
- Opportunities for local recycling and short transport distances for transformation of recycled materials.

CDW FRACTION	1. PREP. REUSE	2. RECYCLING	3. RECOVERING	4. DISPOSAL	COMMENTS
Concrete	Concrete elements and structures. Careful dismantling.	Crushed concrete, for aggregate in new concrete or unbound road materials.	Crushed concrete for backfill.  Fines 0-4 mm from crushing.	Fines 0-4 mm from crushing.	Crushed concrete must be pre-crushed on-site, max. size typical 400 mm.
Masonry	Reuse of bricks and roof tiles.  Careful dismantling and handling.	Crushed masonry for road materials.	Crushed masonry for backfill.	Plaster and mortar from masonry.	
Wood	Reuse of timber.  Reuse of doors and window frames.	Shredding for chip boards etc.	Shredding for landscaping.  Incineration.		

<sup>11</sup> Erik K. Lauritzen Construction, Demolition and Disaster Waste Management, CRC Press 2018

Metal	Reuse of construction steel.	Scrap iron and metals. Melting at steelwork.			Traditional handling of scrap materials.
Glass	Reuse of windows and plane glasses.	Melting for new glass.	Melting for insulation materials.	Poor, dirty glass.	Recycling and recovering of glass need careful cleaning.
Gypsum	Reuse of cardboards.	Recycling of gypsum.	Recovery for other purposes.	All kinds of gypsum.	
Asphalt		Recycling of asphalt for roads.  Recycling of bitumen roofing for asphalt.	Crushed asphalt mixed with crushed masonry or concrete for bearing layers.	Old asphalt with coal tar, PAH.	Asphalt pavements.

*Table 6 - Typical CDW materials and related opportunities for recycling according to the EU waste hierarchy. The list includes requirements of demolition and handling on-site.*

The better inert CDW is separated, the more effective recycling will be and the higher the quality of recycled aggregates and materials. However, the degree of separation depends strongly on the options available at the site (e.g., space and labour) and on the costs and revenues of separated materials. Such separation can be challenging. Buildings have become increasingly complex, and this has implications for demolition works. Furthermore, over the last few decades, an increasing number of materials have been glued and the use of composite materials has extended as well.

The challenges of selective demolition of roads are sorting the material fractions from the various layers and sorting bearing and basement layers without mixing with soil.



*Figure 4 - Selective demolition of buildings, The Rockefeller-Centre, The National Hospital, Copenhagen 2018-2021. The photo left shows dismantling of roof tiles for reuse. The photo right shows interior locations after stripping of loos items, insulation etc.<sup>12</sup>*

The overall challenges of demolition projects in general are money and time. Selective demolition takes more time and is more expensive than traditional demolition. The most important prerequisites for selective demolition and steps towards green change, CO<sub>2</sub> reduction, and circular economy are following:

- Establishment of a regular market for recycled/secondary building materials.
- Sufficient facilities for CDW management and transformation of CDW to building materials.
- Appropriate legislation and instruments for sorting materials, promotion of recycling and circular economy.
- Information and education.
- Owners' commitment and willingness to pay for quality.

Although Denmark in 1996 introduced selective demolition as mandatory for public developers, traditional demolition is still widespread in Denmark. However, this kind of demolition is decreasing. Today the normal style of demolition is selective demolition, including total cleansing of buildings before demolition of main structures as seen in figure 4 and 5., demolition of hospital buildings in Copenhagen and social exposed residential buildings in *Gellerupparken, Aarhus*.



<sup>12</sup> Report on demolition of the Rockefeller-complex 2018-2021 prepared by NIRAS 2022 for Capital Region of Denmark



Figure 5 - Demolition of exposed residential building in Gellerupparken, Aarhus, 2015. The building is total stripped for interior materials and cleansed for contamination of PCB before demolition. After crushing on site all concrete materials are recycled and sold by the contractor.

### 3.3. Drivers and barriers for selective demolition

The term selective demolition is a general term which is often used based on an elastic perception of requirements for sorting. Introduction and implementation of selective demolition in demolition contracts need specification of sorting CDW, work processes, especially sequences of work processes and expected output of the sorting related to objectives of recycling CDW and circular economy. The requirements of selective demolition and degree of sorting depends on time and money. The requirements of selective demolition must be based on national/regional legislation and balanced with the actual conditions. Inspired by the ETC report<sup>13</sup> a list of drivers and barriers for selective demolition is presented in table 7.

CHARACTERISTICS	DRIVERS / BENEFITS	BARRIERS / CHALLENGES
Legislation	<p>Selective demolition is mandatory.</p> <p>Specific provisions for sorting CDW and separation of hazardous materials.</p> <p>Incentives and instruments for resource management, recycling CDW and circular economy are introduced.</p>	<p>No demand for selective demolition.</p> <p>No specific characteristics of selective demolition.</p> <p>Requirements for time, cost and health and safety more demanding than selective demolition.</p>

<sup>13</sup> EU Environment Agency, EU Topic Center (ETC) on Waste and Materials in a Green Economy: Construction and Demolition Waste: Challenges and opportunities in a circular economy, 2020 <https://www.eea.europa.eu/themes/waste/waste-management/construction-and-demolition-waste-challenges>

Market/economics	<p>Higher quality and value of recycled CDW materials.</p> <p>Transformation costs are lower following selective demolition.</p> <p>Creation of more jobs.</p> <p>Early planning and selective demolition improve matching CDW and demand for construction materials (circular economy)</p>	<p>Selective demolition requires detailed and proactive planning of transformation of CDW to resources.</p> <p>More labour time and cost.</p> <p>The total cost of selective demolition is difficult to determine.</p> <p>Low cost of natural resources.</p> <p>Poor demand for second hand items/materials.</p>
Quality	<p>Use of efficient selective dismantling enables separation of fractions, especially unwanted fractions from recyclable CDW, and improve quality and opportunity for recycling.</p>	<p>Cost and time are prioritized.</p> <p>Demands for quality and purity must be specified.</p>
Local conditions	<p>Improved opportunities for local recycling and direct reuse.</p>	<p>Short distance to local landfills and low tipping cost.</p> <p>Sensitive environment (dust, noise, vibration) hamper recycling processes.</p> <p>Lack of space on demolition site for containers and stockpiling sorted CDW.</p> <p>Lack of storage for reusable items.</p>
Construction to be demolished	<p>Complete information on material and construction, eventually material passport, facilitates pre-demolition audit and planning selective demolition.</p> <p>Design for disassembly promotes selective demolition,</p>	<p>Lack of drawings and information of the building to be demolished hamper the selective demolition.</p> <p>Complex buildings increase cost and time for selective demolition and material separation. Undeveloped procedures to dismantle reusable parts.</p> <p>Integrated building elements, e.g., sandwich elements need of-site separation and treatment.</p>
Technological development	<p>New techniques for material recognition and detection hazardous substance.</p>	<p>Need for hand work requires workers on the structure exposed to health and safety hazards.</p>



	Development of robot technologies.	Lack of information cause surprises and unintended mixing CDW.
Information and education	<p>Recycling of CDW and circular economy is common knowledge in the building and construction industry.</p> <p>Education of demolition, recycling, and circular economy at all relevant levels.</p> <p>Certification of managers and specialists.</p>	Several stakeholders involved in the value chain (see figure 1) are challenged with lack of understanding and experience.
Dialogue and communication	All stakeholders involved in the value chain (see figure 1) understand the meaning of dialogue and communication.	Lack of dialogue and communication might lead to dispute and conflict
Quality assurance	<p>Quality assurance systems are implemented.</p> <p>Traceability of CDW streams from demolition, transformation to use is mandatory.</p> <p>The material flow and processes are fully documented.</p>	Detailed documentation of CDW and recycled materials through the value chain (see figure 1) is challenging.

*Table 7- List of drivers and barriers for selective demolition.*

## 4. Test and evaluation of the guidelines

The guide for selective demolition has been tested and evaluated during the implementation of the CityLoops demonstration projects:

- Roskilde, demolition of Hall 12.
- Høje-Taastup, demolition of existing city hall and urban development of Gadhavegaard
- Mikkeli, demolition of two hospital buildings.
- Apeldoorn, demolition of existing roads and building new roads, Griffiersveld.

1. Referring to the *CityLoops Replication Package 'Circular demolition'*<sup>14</sup> lessons learned: Selective demolition is an implementation method ensuring the best opportunities for sorting out hazardous materials and circular resources.
2. Selective demolition can be applied when planning demolition projects with sufficient time and coordination among actors, such that selective demolition be required in the procurement of a demolition contractor.
3. Optimization of building material circularity requires early removal of hazardous materials and separation of individual material fractions aiming at the highest level of the waste hierarchy (reuse, recycling, recovering).
4. Soft stripping phase must be executed promptly after the last user of the premises has moved out and organizing the reuse of items should occur before moisture and vandalism ruins them.
5. Selective demolition can be significantly more expensive than traditional demolition – however, the cost savings are in waste management and material recovery. Financial and management models should account for the redistribution of costs and savings accordingly.

These are the demonstration cities experiences from pre-demolition audit and selective demolition:

- **Experiences in Roskilde. Partial demolition of factory Hall 12**<sup>15</sup>: For planning demolition of the Hall 12 building of the Musicon development, the pre-demolition audit guide has been used to full extent and documented by a hired consultant, Golder Associates A/S. The audit starts with a documentation desk study followed by a field study. Focusing on hazardous materials a detail inventory assessment of all materials in the building was performed. On this basis a report with recommended management of each waste stream was provided for the following selective demolition of Hall 12 and circularity of the materials, including preparation of a material bank.
- **Experiences in Høje-Taastrup: Circularity requirements in sale of town hall for demolition**<sup>16</sup>: The sale and development of the city hall estate require total demolition of all existing buildings. The two guides have been introduced as framework conditions in the purchase documents for handing over the old townhall buildings to a private company. Circularity requirements comprised a pre-demolition audit including of mapping of hazardous materials and screening of resources suitable for circularity. Based on the identification of resources and the preparation of a resource mapping report, selective demolition will be carried out, ensuring that min. 80 percent by weight

---

<sup>14</sup> CityLoops Replication Package Circular Demolition – available on the CityLoops website at this link: <https://cityloops.eu/construction-demolition-waste/circular-demolition>

<sup>15</sup> Ibidem

<sup>16</sup> Ibidem

of the uncontaminated materials from the demolition of the city hall must be reused, recycled, or recovered.

- **Experiences in Mikkeli: demolition of Pankalaampi HealthCare Center and Tuukkala Hospital<sup>17</sup>.** The demolition was prepared and performed in accordance with the two CityLoops guides, and the guides were tested. Different waste fractions were sorted and at both demonstration sites, the amount of mixed CDW was minimal, as the legislation and waste prices guided sorting. However, it was found that there is some variation in the implementation of selective demolition between different contractors and demolition sites. The waste fractions that must be sorted at source should be stated in the demolition contract and compliance should be monitored during the implementation. Selective demolition was implemented well in the demonstration projects and the sorting rate in the demonstration sites was over 99 %. The soft stripping procedure must be formalized with clear roles and duties for each participant.
- **Experiences in Apeldoorn: demolition of brick-road<sup>18</sup>:** The contract for the road project was prepared and implemented after the principles of selective demolition. Considering that in this renovation project the waste material groups concrete, bricks, tiles and ceramics and soil, stones and dredging soil are mainly involved, the demolition is not as complicated as for some buildings. Selective demolition received the necessary attention in this project.

---

<sup>17</sup> Ibidem

<sup>18</sup> Ibidem





management-organisation and <https://www.buildup.eu/en/news/tracimat-recognised-cdw-management-organisation-0>.

Coelho, Andre and de Britto, Jorge, Instituto Superior Tecnico, Universidade de Lisboa, Portugal: Traditional vs selective demolition – comparative economic analysis applied to Portugal. The presentation is copy of the extract of the reference.

ÖNORM B 3151, 2014-12-01 Rückbau von Bauwerke als Standardabbruchmethoden.

# Annex

## Development and experiences of selective demolition

### A.1. Selective demolition in Denmark

From 1989 to 1991 the Danish Demolition Association carried out a comprehensive demonstration project for the purpose of defining selective demolition and associated activities. The aim was the development of a concept comprising standardized work schedules and the preparation of standardized plans for demolition sites including arrangement of containers and facilities for sorting of CDW.

Two demonstration projects were completed to test models for selective demolition. The projects included demolition of a residential building and three industrial buildings. Referring to presentation of the demonstration projects<sup>19</sup> the results were following:

- It was estimated that 95% of all CDW in Denmark, excluding soil and asphalt, is potentially recyclable. Only 5% must either be incinerated or disposed of at a controlled disposal site or special treated.
- Selective demolition and sorting require approximately 30% more labour time and cost than conventional demolition and CDW dumping.
- Compared with conventional demolition and the magnitude of disposal fees selective demolition was 17.5% less expensive.

It was concluded that selective demolition can give rise to increased health and safety hazards because of additional manual labour work, which is involved in the sorting of materials on site.

On this basis an agreement on selective demolition<sup>20</sup> was signed in 1996 by the Danish Demolition Association, member of the European Demolition Association (EDA), and the Minister of Environment and Energy on following conditions:

- The agreement comprised all demolition work and CDW handling of projects, where more than 10 t CDW was produced.
- Demolition work must be carried out as selective demolition in three phases as shown in table A1.

---

<sup>19</sup> Erik K. Lauritzen & Torben C. Hansen, Recycling of Construction and Demolition Waste 1986-1995. Environmental Review No. 6 1997, Ministry of Environment and Energy, Denmark  
<https://mst.dk/service/publikationer/publikationsarkiv/1997/okt/recycling-of-construction-and-demolition-waste-1986-1995/>

<sup>20</sup> Nedbrydningsbranchens Miljøkontrolordning, NMK 96

- The demolition contractor must ensure that minimum 80% of the total amount of CDW of the total amount of CDW produced in every demolition project is recycled according to a set of specific conditions. Maximum 5% of CDW must be dumped on controlled landfill.
- Demolition, handling, and disposal of CDW materials must be carried out in accordance with applicable laws and regulations.
- By the end of the demolition job the contractor must register the amounts of CDW and the distributions on fractions of materials. He must also report to the building owner about the transportation and the correct handover to a certified recipient/handler.

The agreement comprises specific requirements on environmental management, handling of hazardous materials, quality assurance & control and traditional legal conditions. Furthermore, the agreement has an independent control clause to ensure that the demolition contractors meet the provision of the agreement.

The agreement between the Danish Demolition Association and the Minister of Environment and Energy was approved by the Minister of Housing and published as a ministerial statutory order with effect for all public demolition contracts.

STAGES	ACTIVITIES
<b>a) Removal of materials (stripping)</b>	<ul style="list-style-type: none"> <li>• Removal hazardous materials for special treatment</li> <li>• Removal of movables and left items</li> <li>• Removal of installations, doors, windows, and other materials</li> </ul>
<b>b) Demolition of structure</b>	<ul style="list-style-type: none"> <li>• Dismantling of roof-structure</li> <li>• Demolition of bearing structure</li> </ul>
<b>c) Clearing of site</b>	<ul style="list-style-type: none"> <li>• Removal of foundations</li> <li>• Removal of buried oil tanks</li> <li>• Clearing of trees and bushes</li> <li>• Cleaning and levelling of terrain</li> </ul>

*Table A1 -The three phases of selective demolition according to agreement between the Danish Demolition Association and the Danish Ministry of Environment and Energy, 1996.*

After almost 25 years of application, the agreement is being revised. The Danish Environment Protection Agency has launched a comprehensive study on selective demolition including a socio-economic analysis on the impact of selective demolition. The results of the study presented in the main report, published in February 2022<sup>21</sup>, are following:

- It is stated that selective demolition is an important tool ensure proper treatment and high-level recycling of CDW and sorting out hazardous substances.

<sup>21</sup> Miljøprojekt nr. 2188, 2022 Selektiv nedrivning I byggebranchen - samlet rapport 24.02.2022 (Danish)

- Selective demolition is economically advantageous; presupposed recycled material brought on the market without negative impact on market prices, the positive economic effect of selective demolition is estimated to approximately 6 Euro per ton demolished building material.
- Selective demolition should comprise following six stages:
  - Disconnection of supply and drain lines.
  - Removal of loose items, materials and other objects
  - Removal of hazardous substances, cleansing and decontamination
  - Sorting of not-bearing structures, ceilings, flooring, doors, windows etc.
  - Demolition of bearing structures
  - Break-up foundations and basement decks
- For the implementation of selective demolition, a standardized planning system for demolition should be mandatory. The recommended demolition planning system consists of three parts: A structural framework with basic information on the demolition project, a number of workplans, e.g., environment- and resource plan, and a number of templates and worksheets. The building owner is responsible for control and follow up of the plan.
- An environment and resource coordinator should be introduced in demolition projects, The person is specialized educated to undertake coordination and control of the demolition work in accordance with the demolition plan.
- Companies performing demolition contract must be certified and responsible persons must have undergone basic training in selective demolition.

Based on the results and the recommendations of the study, an executive order on selective demolition is expected to be issued in 2023 applicable to demolition of buildings with a ground area more than 250 m<sup>2</sup>.

## A.2. Austrian standard for dismantling of structures

The Austrian standard ÖNORM B3151<sup>22</sup> is mentioned as example of selective demolition in the EU waste management protocol and the EU pre-demolition guidelines<sup>23, 24</sup>. The Austrian standard describes the measures required for project planning and execution of dismantling of structures and sets the principles for the separation of the individual materials with regard on recovery or disposal. The aim of the dismantling is to obtain pure waste fractions, which are

<sup>22</sup> Rückbau von Bauwerke als Standardabbruchmethoden, ÖNORM B 3151, 2014-12-01

<sup>23</sup> EU Commission: Guidelines for the waste audits before demolition and renovation works of buildings, 2018  
<https://ec.europa.eu/docsroom/documents/31521>

<sup>24</sup> EU Commission: Construction and Demolition Waste Protocol and Guidelines, 2016  
[https://ec.europa.eu/growth/content/eu-construction-and-demolition-waste-protocol-0\\_en](https://ec.europa.eu/growth/content/eu-construction-and-demolition-waste-protocol-0_en)

as free as possible from pollutants and contaminants. This ÖNORM regulates the dismantling of buildings in civil engineering, including infrastructures and paved surfaces.

The norm defines dismantling as demolition of a structure or parts of a structure with the aim of generating construction and demolition waste to reuse, preparation for reuse or recycling. The separation of construction and demolition waste consider separation of the pollutant content, so that a mixing or contamination of the construction and demolition waste is minimized, and the escape of pollutants is prevented.

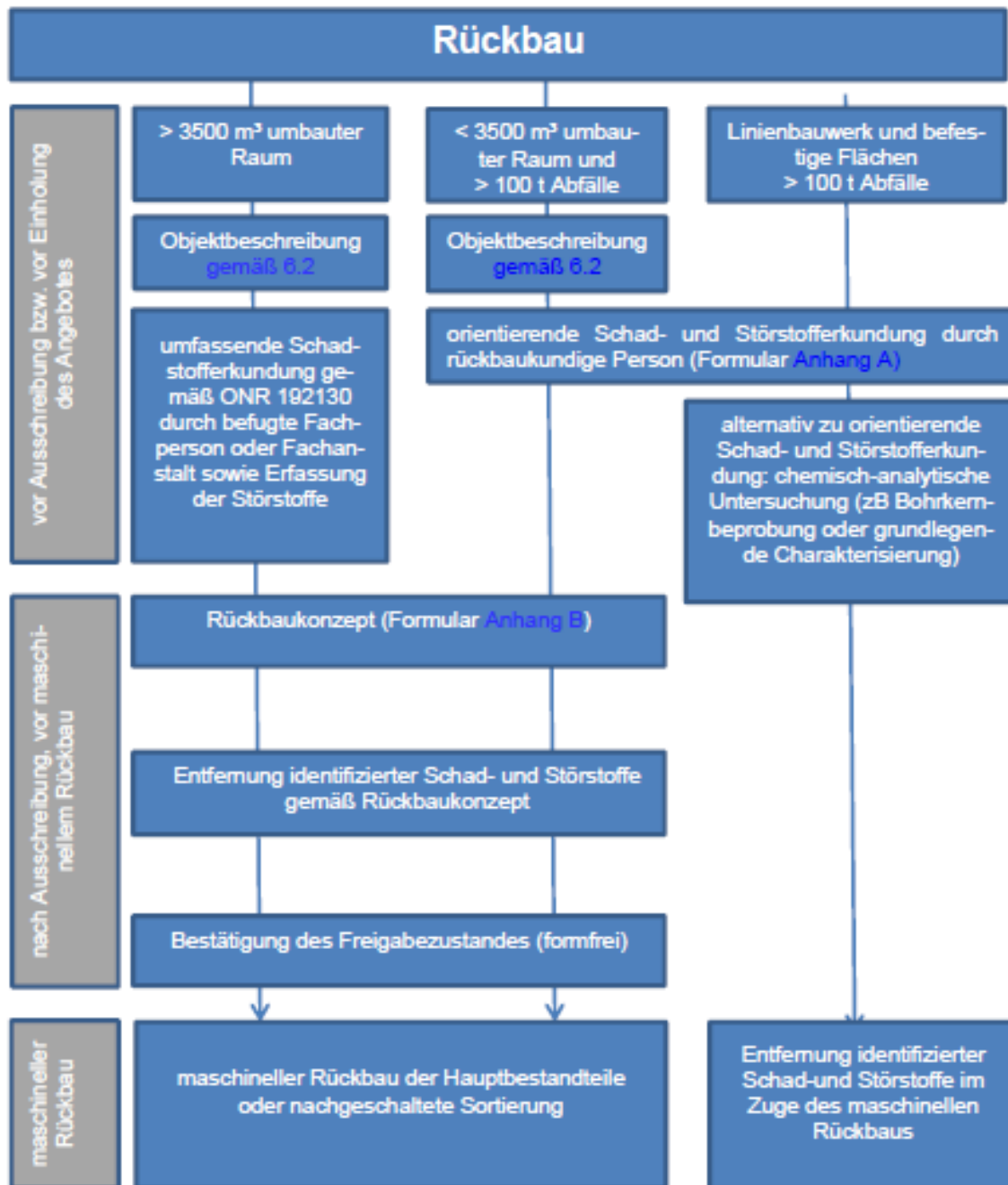


Figure A1 - Standard procedure for dismantling, ÖNORM B 3151, Appendix C. (text in German)

- Loose artificial mineral fiber (if hazardous)
- Components or parts containing mineral oil (such as an oil tank)
- Smoke detectors with radioactive components
- Industrial smokestacks (for ex., fireclay boxes, bricks, or lining)
- Insulating material made up of components containing Chlorofluorocarbon ((H)CFC) (like sandwich elements)
- Slags (for ex., slags in inserted ceilings)
- Oil-contaminated or otherwise contaminated soils
- Fire debris or otherwise contaminated debris
- Isolations containing polychlorinated biphenyl (PCB)
- Electrical properties or equipment with pollutants (for ex., vapor discharge lamps containing mercury, fluorescent tubes, energy-efficient lamps, capacitors containing PCB, other electrical equipment containing PCB, cables containing insulation liquids)
- Cooling liquid and insulations from cooling devices or air-conditioning units containing Chlorofluorocarbon ((H)CFC)
- Materials containing polycyclic aromatic hydrocarbon (PAH) (like tar bitumen, tar board, cork block, slags)
- Components containing or impregnated with salt, oil, tar, phenol (e.g., impregnated wood, cardboard, railway sleepers, masts)
- Material containing asbestos (for ex., asbestos cement, sprayed asbestos, night storage heaters, asbestos flooring)
- Other hazardous materials

*Table A2 - List of CDW materials representing pollutants, hazardous materials, or contaminants (Schadstoffe) to be removed before dismantling according to ÖNORM B 3151.*

- Stationary machines (e.g., building services), electrical appliances.
- Floor constructions, double floor constructions.
- Non-mineral floor or wall coverings (except wallpaper).
- Suspended ceilings.
- Plaster covered installations (e.g., cables, cable ducts, sanitary facilities).
- Facade constructions and systems (e.g., curtain walls, glass facades, thermal insulation).
- Seals (e.g., bitumen cardboard, plastic films).
- Building materials containing gypsum (e.g., gypsum plasterboards, gypsum planks, gypsum-containing flowing screeds), except gypsum-containing wall and ceiling plasters and gypsum-containing composite screeds.
- Partitions made of cork, aerated concrete, cement-bound wood wool panels, wood, plastic, glass, glass walls, walls made of glass bricks.
- Loose mineral wool, glass wool and other insulation materials, except impact sound insulation.
- Doors and windows (except for those that serve as dust protection when demolished),
- Plants and soil (e.g., from green flat roofs).

*Table A3 - List of CDW materials representing non-structural materials (Störstoffe) to be removed before dismantling and demolition of the bearing shell structure of the building according to ÖNORM B 3151.*



The dismantling also includes activities such as reconstruction, renovation, refurbishment, repair, and construction work. The requirements for the standard procedure for dismantling where more than 100 t of construction and demolition waste, except for excavated material, are shown in figure A1.

The dismantling concept describes the type, scope, and organization of the dismantling. It regulates the tasks, measures, and areas of responsibility of those involved and the organization (including documentation) of dismantling in the different phases. The dismantling concept must be documented in accordance with a standard form (Appendix B in the Austrian standard) on behalf of the client before the dismantling (in paper or electronic).

Pollutants, hazardous materials, or contaminants (Schadstoffe) and non-structural materials (Störstoffe<sup>25</sup>), listed in table 2 and 3 must be removed before dismantling. Should there be any deviations, this must be justified in the dismantling concept.

### A.3. TRACIMAT – traceability system for waste recycling

TRACIMAT<sup>26</sup>, a non-profit CDW management organization was founded by the EU project HISER partner - the Flemish Construction Confederation, together with the Federation of Producers of Recycling Granulates, the Belgian Demolition Association and the Organization representing the engineering and consultancy companies.

The TRACIMAT traceability system covers the following elements:

- Pre-demolition inventory.
- Monitoring and supervision of flows.
- Certification system for the construction and demolition material from selective demolition to be accepted as low environmental risk material.

TRACIMAT certifies the selective demolition, thereby assuring the processing company of the quality of the construction and demolition waste. Through an elaborate traceability system TRACIMAT monitors and supervises the selective demolition process. The tracking procedure

---

<sup>25</sup> The German word *Störstoffe* used in the ÖNORM can be translated to *contaminants* or *extraneous materials*. In the context of selective demolition, the term *Störstoffe* is translated to non-structural materials, which means all building materials, which not are members of the bearing shell structure of the building.

<sup>26</sup> TRACIMAT recognized as a CDW management organization <http://hiserproject.eu/index.php/pozycja-1/80-news/172-tracimat-recognised-as-a-cdw-management-organisation> and <https://www.buildup.eu/en/news/tracimat-recognised-cdw-management-organisation-0>. The presentation is copied from the links.

starts with an identification of the materials that come free during the deconstruction and demolition of the building and follows up on what happens with these materials during the selective demolition works. Environmental risks during deconstruction and demolition will consequently be limited, hazardous waste materials will be correctly and –more importantly – safely removed, which will result in purer waste stream. Based on intermediate inspections at demolition sites and desk control of the discharge certificates/processing documents, TRACIMAT will check if its traceability system has been applied correctly and will deliver the necessary documents and certificates.

TRACIMAT issues *certificate of selective demolition* for construction and demolition waste that has been selectively collected and subsequently gone through a tracing system. The demolition certificate tells the processor whether the demolition waste can be accepted as *low environmental risk material* and therefore be processed separately from waste streams with a high environmental risk. Purer waste streams with a low environmental risk clearly have a greater upcycling potential. This in turn opens opportunities for incorporation into more high-quality applications than are possible today. The demolition waste comes with a certificate issued by a recognized and independent organization, which will enhance trust not only in the quality of the material, but also in the quality of the demolishing company. It will also boost trust in the recycled product, resulting in improved and more widespread marketing of recycled granulates.

TRACIMAT will not issue a certificate of selective demolition until the waste has gone through a traceability system. The tracing process starts with the preparation of a destructive demolition inventory and waste management plan prepared by an expert prior to the selective demolition and dismantling work. To guarantee the quality of the demolition inventory and waste management plan, they must be prepared according to a specific procedure. TRACIMAT will check the quality of the demolition inventory and waste management plan and issue a declaration on its conformity. Based on intermediate inspections at construction sites and desk control of the discharge certificates/processing documents, TRACIMAT checks whether both the hazardous waste and the non-hazardous waste that complicates the recycling of the specific construction and demolition material, have been selectively and properly disposed of.

TRACIMAT will initially focus on the stony fraction, which in terms of weight by far represents the greatest portion of the construction and demolition waste. Where possible, the organization's field of activity will be expanded in the future to include other types of construction and demolition waste materials.

An important part of the TRACIMAT traceability system is the training of auditors. The TRACIMAT system was compared to a business-as-usual practice in the EU HISER project. The conclusions were following: a TRACIMAT supported case leads to a significant decrease of 7–14 per cent in the potential impact in some environmental categories. The impact in the environmental categories was acidification, 14 per cent; terrestrial eutrophication, 10 per cent; marine eutrophication, 7 per cent; and photochemical ozone depletion, 7 per cent; all based on product environmental footprint calculations.

## A.4. Traditional vs. selective demolition, Portugal

A comparative economic analysis of traditional versus selective demolition has been carried out in Portugal<sup>27</sup>. The case study refers to an urban renewal project named Cacém Polis (Phase 2), located within Lisbon outskirts. It has involved the removal of several townhouses built between 1900 and 1945 of low to average building quality, in an average of about 100 m<sup>2</sup> per house, within a total of 13.430 m<sup>2</sup> of removed gross floor area.

The demolition/deconstruction activities were conducted by a specialized company, well familiar with such operations. However, to optimize costs, the chosen removal method was a mixed one, including an initial soft stripping activity, followed by a traditional demolition of the remaining materials, over which (already at ground level, working around the resulting mixed pile) some valuable items were recovered, mainly wood and metallic (iron and steel) elements. Soft stripping refers to the selective recovering of removable elements and surface materials such as floor coverings, ceiling plaster, wood surfaces, doors, windows, furniture, bathroom fixtures and wooden stairs.

The resulting mass composed mostly by stone, ceramic and concrete blocks, shingles, mixed with small and pieces of other materials (elements like plumbing (mostly ceramic and lead) and electrical wiring (mostly plastic and copper)), was then transported to a dedicated landfill, where a simple crushing activity was performed. All other materials (recovered from the soft stripping and pile scavenging activities) were separated and sent to recycling operators. The work was conducted in a traditional demolition labour hierarchy, with regular non-specialized workers to perform the stripping and the scavenging, equipment operators to manoeuvre the excavator and the loaders and supervisors to address the technical and security overview of the works. As far as this paper is concerned, the terms selective demolition and deconstruction will be used alternatively, as equivalent denominations.

From the present case study analysis, following conclusions are drawn:

- Although an average based scenario gives economical preference to traditional demolition over selective demolition, it is possible to achieve lower global costs for the latter, especially when mixed CDW disposal costs are particularly high (when compared to other scenarios).
- The traditional demolition costs are very much dependent on the final disposal cost (of mixed CDW), while selective demolition cost structure is more levelled between labour, equipment, transport, and final disposal costs.

---

<sup>27</sup> Coelho, Andre and de Britto, Jorge, Instituto Superior Tecnico, Universidade de Lisboa, Portugal: Traditional vs selective demolition – comparative economic analysis applied to Portugal. The presentation is copy of the extract of the reference.

- To be able to sell out (or at least reuse on the site or in other works), even at a low price, the total or partial bulk mass of “clean” aggregates, will certainly turn many presently uneconomical selective demolition projects into viable ones.
- To enhance the mechanization (equipment operation) of deconstruction activities, shortening schedules and cutting labour costs, maintaining high recovery rates is possible and desirable, although it needs to be adapted to each type of building.
- Whenever possible, materials shall be recovered in a good enough condition to be reused, putting efforts into the commercial activity of selling those materials to guarantee a cost/revenue ratio as low as possible for each recovered material. Recycling, although positive in environmental terms and effectively diverting materials from landfill, may not be enough to gain an economical edge over traditional demolition: it may be necessary (and most of the time, preferable) to search for actual revenue from selling materials and not only cutting costs in final disposal.
- The total labour costs are considerably higher in deconstruction activities than in traditional demolition (about 6 times more, in this case), as well as time needed to complete the work.

# CITYLOOPS

CityLoops is an EU-funded project focusing on construction and demolition waste (CDW), including soil, and bio-waste, where seven European cities are piloting solutions to be more circular.

Høje-Taastrup and Roskilde (Denmark), Mikkelí (Finland), Apeldoorn (the Netherlands), Bodø (Norway), Porto (Portugal) and Seville (Spain) are the seven cities implementing a series of demonstration actions on CDW and soil, and bio-waste, and developing and testing over 30 new tools and processes.

Alongside these, a sector-wide circularity assessment and an urban circularity assessment are to be carried out in each of the cities. The former, to optimise the demonstration activities, whereas the latter to enable cities to effectively integrate circularity into planning and decision making. Another two key aspects of CityLoops are stakeholder engagement and circular procurement.

CityLoops started in October 2019 and will run until September 2023.



This project has received funding from the European Union's Horizon 2020 research and innovation programme under grant agreement No. 821033.

**Disclaimer:** The sole responsibility for any error or omissions lies with the editor. The content does not necessarily reflect the opinion of the European Commission. The European Commission is also not responsible for any use that may be made of the information contained herein.